

NFPA No.

704M



IDENTIFICATION SYSTEM

FIRE HAZARDS OF MATERIALS 1969



Seventy-five Cents

NATIONAL FIRE PROTECTION ASSN.
470 ATLANTIC AVENUE
BOSTON, MASS. 02110

Copyright © 1969

NATIONAL FIRE PROTECTION ASSOCIATION
International

5M-6-69-FP
Printed in U.S.A.

60 Batterymarch Street, Boston, Mass. 02110

Official NFPA Definitions

Adopted Jan. 23, 1964. Where variances to these definitions are found, efforts to eliminate such conflicts are in process.

SHALL is intended to indicate requirements.

SHOULD is intended to indicate recommendations or that which is advised but not required.

APPROVED means acceptable to the authority having jurisdiction. The National Fire Protection Association does not approve, inspect or certify any installations, procedures, equipment or materials nor does it approve or evaluate testing laboratories. In determining the acceptability of installations or procedures, equipment or materials, the authority having jurisdiction may base acceptance on compliance with NFPA or other appropriate standards. In the absence of such standards, said authority may require evidence of proper installation, procedure or use. The authority having jurisdiction may also refer to the listings or labeling practices of nationally recognized testing laboratories,* i.e., laboratories qualified and equipped to conduct the necessary tests, in a position to determine compliance with appropriate standards for the current production of listed items, and the satisfactory performance of such equipment or materials in actual usage.

*Among the laboratories nationally recognized by the authorities having jurisdiction in the United States and Canada are the Underwriters' Laboratories, Inc., the Factory Mutual Engineering Division, the American Gas Association Laboratories, the Underwriters' Laboratories of Canada, the Canadian Standards Association Testing Laboratories, and the Canadian Gas Association Approvals Division.

LISTED: Equipment or materials included in a list published by a nationally recognized testing laboratory that maintains periodic inspection of production of listed equipment or materials, and whose listing states either that the equipment or material meets nationally recognized standards or has been tested and found suitable for use in a specified manner.

LABELED: Equipment or materials to which has been attached a label of a nationally recognized testing laboratory that maintains periodic inspection of production of labeled equipment or materials, and by whose labeling is indicated compliance with nationally recognized standards or the conduct of tests to determine suitable usage in a specified manner.

AUTHORITY HAVING JURISDICTION: The organization, office or individual responsible for "approving" equipment, an installation, or a procedure.

Statement on NFPA Procedures

This material has been developed in the interest of safety to life and property under the published procedures of the National Fire Protection Association. These procedures are designed to assure the appointment of technically competent Committees having balanced representation from those vitally interested and active in the areas with which the Committees are concerned. These procedures provide that all Committee recommendations shall be published prior to action on them by the Association itself and that following this publication these recommendations shall be presented for adoption to the Annual Meeting of the Association where anyone in attendance, member or not, may present his views. While these procedures assure the highest degree of care, neither the National Fire Protection Association, its members, nor those participating in its activities accepts any liability resulting from compliance or non-compliance with the provisions given herein, for any restrictions imposed on materials or processes, or for the completeness of the text.

Copyright and Republishing Rights

This publication is copyrighted © by the National Fire Protection Association. Permission is granted to republish in full the material herein in laws, ordinances, regulations, administrative orders or similar documents issued by public authorities. All others desiring permission to reproduce this material in whole or in part shall consult the National Fire Protection Association.

Recommended System for the Identification of the Fire Hazards of Materials

NFPA No. 704M —1969

1969 Edition of NFPA No. 704M

This revised edition of Recommended System for the Identification of the Fire Hazards of Materials was adopted by the NFPA at its 1969 Annual Meeting, May 12-16, on recommendation of the Committee on Fire Hazards of Materials. It supersedes the previous edition dated 1966. Changes since the 1966 Edition include revisions to the Foreword, Sections 311 and 421, the addition of a new Appendix B, and revision of flash point test methods in new Appendix C (old Appendix B).

Origin and Development of NFPA No. 704M

Work on this Recommended System originated in 1957 with a great deal of the development work having been done by the NFPA Sectional Committee on Classification, Labeling and Properties of Flammable Liquids starting in 1952. Background data was published by the Association in their *Quarterly* magazine in July 1954, 1956 and 1958. The material in its present form was first Tentatively Adopted in 1960. Official Adoption was secured in 1961 and revisions adopted in 1964 and 1966. This 1969 edition supersedes all previous editions.

Committee on Fire Hazards of Materials

J. Sharp Queener, *Chairman*,

E. I. duPont de Nemours & Co., Wilmington, Del. 19898
(rep. National Paint, Varnish & Lacquer Assn.)

Miles E. Woodworth†, *Secretary*,

National Fire Protection Assn., 60 Batterymarch St., Boston, Mass. 02110

Mathew M. Braldech, NFPA Committee on
Chemicals and Explosives.

Robert C. Byrus, International Assn. of
Fire Chiefs.

W. H. Doyle, Factory Insurance Assn.

R. E. Dufour, Underwriters' Laboratories,
Inc.

A. F. Dyer, American Petroleum Institute.

T. C. George, Bureau of Explosives.

Terry C. Hayes, Fire Marshals Assn. of
North America.

Harry H. McIntyre, Manufacturing Chem-
ists' Assn., Inc.

E. A. Olsen, Compressed Gas Assn., Inc.

Robert Peterson, American Insurance Assn.

F. G. Stephenson, Manufacturing Chemists'
Assn., Inc.

Alan Stevens, American Mutual Insurance
Alliance.

Dr. Robert W. Van Dolah, Bureau of
Mines, U. S. Dept. of the Interior.

W. S. Wood, National Safety Council.

Alternates.

Dr. Glenn H. Damon, Bureau of Mines,
U. S. Dept. of the Interior. (Alternate to
Dr. R. W. Van Dolah.)

J. F. McKenna, American Petroleum
Institute. (Alternate to A. F. Dyer.)

Dr. W. G. McKenna, Bureau of Explosives.
(Alternate to T. C. George.)

R. I. Spencer, Factory Insurance Assn.
(Alternate to W. H. Doyle.)

J. H. Van Sickle, National Safety Council.
(Alternate to W. S. Wood.)

†Nonvoting.

SCOPE: The classification as to relative hazards of all solids, liquids and gases. This committee cooperates with other NFPA committees concerned.

**Recommended System for the
Identification of the Fire Hazards of Materials**

NFPA No. 704M — 1969

FOREWORD

The Committee on Fire Hazards of Materials has been working on this guide since early 1957 and a great deal of preliminary work was developed by the Sectional Committee on Classification, Labeling and Properties of Flammable Liquids of the NFPA Committee on Flammable Liquids starting in 1952. Progress reports were given on this activity at NFPA Annual Meetings and reported in the *NFPA Quarterly* in July issues of 1954, 1956 and 1958. The guide was tentatively adopted in 1960, finally adopted in 1961, and further amended in 1964 and 1966.

As provided in the Association procedures this guide is intended as an informative brochure to assist other committees of the Association in their scope assignments. This type of publication is not intended to be used as a standard nor is it written for adoption into law.

As originally conceived, the purpose of the guide is to safeguard the lives of those individuals who may be concerned with fires occurring in an industrial plant or storage location where the fire hazards of materials may not be readily apparent. It must be recognized that realistic use of such a system becomes extremely complicated in such situations as transportation or where the material involved changes frequently as is the case in many process and storage facilities. It is emphasized that in such cases, attempts to apply the system could be misleading rather than helpful to fire fighting personnel unless it is feasible to keep the identification up to date as the nature of the material involved changes. The Committee on Fire Hazards of Materials is continuing a study of means of identification of hazardous materials in transportation.

CHAPTER I. INTRODUCTION

10. This guide provides a simple system of readily recognizable and easily understood markings, which will give at a glance a general idea of the inherent hazards of any material and the order of severity of these hazards as they relate to fire prevention, exposure and control. Its objectives are to provide an appropriate signal or alert and on-the-spot information to safeguard the lives of both public and private fire fighting personnel during fire emergencies. It will also assist in planning for effective fire fighting operations. This system should also find useful application by design engineers, and plant protection and safety personnel. It is recognized that local conditions will have a bearing in evaluating hazards; therefore, the discussions are kept in general terms. The common names of many materials readily convey to the fire fighting personnel the hazards which they may expect to encounter. In such cases, application of this system will generally serve no purpose and is not necessary.

11. This system identifies the hazards of a material in terms of three principal categories, namely, "health," "flammability," and "reactivity (instability)"; and indicates the order of severity numerically by five divisions ranging from "four (4)," indicating a severe hazard, to "zero (0)," indicating no special hazard. This information is presented by a *spatial* system of diagrams with "health" always being on the left; "flammability" at the top; and, "reactivity (instability)" on the right. Examples of spatial arrangement are shown on page 14. For the sake of uniformity and understanding, the spatial arrangements shown in the examples should be followed. *Supplementing the spatial arrangement, color backgrounds or numbers are used for the three categories — blue for "health" hazard, red for "flammability," and yellow for "reactivity (instability)".*

12. The fourth space in the diagram (see Figure 1) should be used to indicate unusual reactivity with water. The recommended signal to indicate this unusual reactivity with water and to alert the fire fighting personnel to the possible hazard of using water is the letter W with a line through the center (W̄). This space also may be used to indicate other additional information such as pressurized vessels, radioactivity (see Figure 3), proper fire extinguishing agent, or protective equipment required in case of fire or other emergency.

13. This system is intended to give basic information to fire fighting personnel enabling them to decide better whether to evacuate the area or to fight the fire and will guide them in the solution of fire fighting techniques and protective measures.

14. While this system is basically simple in application, the hazard evaluation which is required for the precise use of the signals in a specific location must be performed by experienced, technically competent persons. Their judgment must be based on factors encompassing a knowledge of the inherent hazards of different materials, including the extent of change in behavior to be anticipated under conditions of exposure to fire or to fire control procedures.

15. The system for ranking degrees of hazard is based on relative rather than absolute values. Therefore, it is anticipated that conditions of storage and use may result in different degrees being assigned to the same material by different people of equal competence. Furthermore, the suggestions for criteria in the following chapters are limited. For example, flash point has been selected as the major guide in ranking degrees of flammability for flammable liquids, but there are many other guides that can be used when the degree to be assigned to a specific material is not immediately self-evident. These guides include, but are not limited to: ignition temperature, flammable range, and susceptibility of a container to rupture by an internal combustion explosion or to metal failure while under pressure, because of heat from external fire. In the case of ranking for reactivity, emphasis has been placed on the ease of initiation of energy producing reactions and the amount of energy released. Thus true explosives capable of ready initiation of detonation would be in degree 4; substances requiring high temperatures or confinement or extremely large stimuli, would be in degree 3; etc. Finally, under health hazard, there is consideration not only of the degree of hazard but also of the protective measures which may be taken to minimize the hazards of exposure.

16. In some situations, such as in a building, room or other area, a wide variety of materials may be stored having varying degrees of hazards. In such cases, it is suggested that if the location were to have an identifying symbol the most severe degree for any of the materials should be used for each category.

CHAPTER II. HEALTH HAZARDS

20. General.

201. This chapter deals with the capacity of a material to cause personal injury from contact with or absorption into the body. Only hazards arising out of an inherent property of the material will be considered. Injury resulting from the heat of a fire or force of an explosion is not included.

202. In general, health hazard in fire fighting is that of a single exposure which may vary from a few seconds up to an hour. The physical exertion demanded in fire fighting or other emergency conditions may be expected to intensify the effects of any exposure.

203. There are two sources of health hazards. One arises out of the inherent properties of the material. The other arises out of the toxic products of combustion or decomposition of the material. The hazard degree should be assigned on the basis of the greater hazard that could exist under fire or other emergency conditions. The common hazards from the burning of ordinary combustible materials are not included.

204. The degree of hazard should indicate to fire fighting personnel one of the following: that they can work safely only with specialized protective equipment; that they can work safely with suitable respiratory protective equipment; or that they can work safely in the area with ordinary clothing.

21. Definition.

211. A health hazard is any property of a material which either directly or indirectly can cause injury or incapacitation, either temporary or permanent, from exposure by contact, inhalation or ingestion.

22. Degrees of Hazard.

221. Degrees of hazard are ranked according to the probable severity of hazard to personnel as follows:

- 4** Materials which on very short exposure could cause death or major residual injury even though prompt medical treatment were given, including those which are too dangerous to be approached

without specialized protective equipment. This degree should include:

Materials which can penetrate ordinary rubber protective clothing;

Materials which under normal conditions or under fire conditions give off gases which are extremely hazardous (i.e., toxic or corrosive) through inhalation or through contact with or absorption through the skin.

3 Materials which on short exposure could cause serious temporary or residual injury even though prompt medical treatment were given, including those requiring protection from all bodily contact. This degree should include:

Materials giving off highly toxic combustion products;

Materials corrosive to living tissue or toxic by skin absorption.

2 Materials which on intense or continued exposure could cause temporary incapacitation or possible residual injury unless prompt medical treatment is given, including those requiring use of respiratory protective equipment with independent air supply. This degree should include:

Materials giving off toxic combustion products;

Materials giving off highly irritating combustion products;

Materials which either under normal conditions or under fire conditions give off toxic vapors lacking warning properties.

1 Materials which on exposure would cause irritation but only minor residual injury even if no treatment is given, including those which require use of an approved canister type gas mask. This degree should include:

Materials which under fire conditions would give off irritating combustion products;

Materials which on the skin could cause irritation without destruction of tissue.

0 Materials which on exposure under fire conditions would offer no hazard beyond that of ordinary combustible material.

CHAPTER III. FLAMMABILITY HAZARDS

30. General.

301. This chapter deals with the degree of susceptibility of materials to burning. Many materials which will burn under one set of conditions will not burn under others. The form or condition of the material, as well as its inherent properties, affects the hazard.

31. Degrees of Hazard.

311. The degrees of hazard are ranked according to the susceptibility of materials to burning as follows:

4 Materials which will rapidly or completely vaporize at atmospheric pressure and normal ambient temperature or which are readily dispersed in air, and which will burn readily. This degree should include:

Gases;

Cryogenic materials;

Any liquid or gaseous material which is a liquid while under pressure and having a flash point below 73° F (22.8° C) and having a boiling point below 100° F (37.8° C). (Class IA flammable liquids.)

Materials which on account of their physical form or environmental conditions can form explosive mixtures with air and which are readily dispersed in air, such as dusts of combustible solids and mists of flammable or combustible liquid droplets.

3 Liquids and solids that can be ignited under almost all ambient temperature conditions. Materials in this degree produce hazardous atmospheres with air under almost all ambient temperatures or, though unaffected by ambient temperatures, are readily ignited under almost all conditions. This degree should include:

Liquids having a flash point below 73° F (22.8° C) and having a boiling point at or above 100° F (37.8° C) and those liquids having a flash point at or above 73° F (22.8° C) and below 100° F (37.8° C). (Class IB and Class IC flammable liquids);

Solid Materials in the form of coarse dusts which may burn rapidly but which generally do not form explosive atmospheres with air;

Solid materials in a fibrous or shredded form which may burn rapidly and create flash fire hazards, such as cotton, sisal and hemp;

Materials which burn with extreme rapidity, usually by reason of self-contained oxygen (e.g., dry nitrocellulose and many organic peroxides);

Materials which ignite spontaneously when exposed to air.

2

Materials that must be moderately heated or exposed to relatively high ambient temperatures before ignition can occur. Materials in this degree would not under normal conditions form hazardous atmospheres with air, but under high ambient temperatures or under moderate heating may release vapor in sufficient quantities to produce hazardous atmospheres with air. This degree should include:

Liquids having a flash point above 100° F, but not exceeding 200° F;

Solids and semisolids which readily give off flammable vapors.

1

Materials that must be preheated before ignition can occur. Materials in this degree require considerable preheating, under all ambient temperature conditions, before ignition and combustion can occur. This degree should include:

Materials which will burn in air when exposed to a temperature of 1500° F for a period of 5 minutes or less;

Liquids, solids and semisolids having a flash point above 200° F;

This degree includes most ordinary combustible materials.

0

Materials that will not burn. This degree should include any material which will not burn in air when exposed to a temperature of 1500° F for a period of 5 minutes.

CHAPTER IV. REACTIVITY (INSTABILITY) HAZARDS

40. General.

401. This chapter deals with the degree of susceptibility of materials to release energy. Some materials are capable of rapid release of energy by themselves, as by self-reaction or polymerization, or can undergo violent eruptive or explosive reaction if contacted with water or other extinguishing agents or with certain other materials.

402. The violence of reaction or decomposition of materials may be increased by heat or pressure, by mixture with certain other materials to form fuel-oxidizer combinations, or by contact with incompatible substances, sensitizing contaminants or catalysts.

403. Because of the wide variations of accidental combinations possible in fire emergencies, these extraneous hazard factors (except for the effect of water) cannot be applied in a general numerical scaling of hazards. Such extraneous factors must be considered individually in order to establish appropriate safety factors such as separation or segregation. Such individual consideration is particularly important where significant amounts of materials are to be stored or handled. Guidance for this consideration is provided in NFPA No. 49, Hazardous Chemicals Data.

404. The degree of hazard should indicate to fire fighting personnel that the area should be evacuated, that the fire may be fought from a protected location, that caution must be used in approaching the fire and applying extinguishing agents, or that the fire may be fought using normal procedures.

41. Definitions.

411. Reactive materials are those which can enter into a chemical reaction with other stable or unstable materials. For purposes of this guide, the other material to be considered is water and only if its reaction releases energy. Reactions with common materials, other than water, may release energy violently. Such reactions must be considered in individual cases, but are beyond the scope of this identification system.

412. Unstable materials are those which in the pure state or as commercially produced will vigorously polymerize, decompose or condense or become self-reactive and undergo other violent chemical changes.

413. Stable materials are those that normally have the capacity to resist changes in their chemical composition, despite exposure to air, water and heat as encountered in fire emergencies.

42. Degrees of Hazard.

421. The degrees of hazard are ranked according to ease, rate and quantity of energy release as follows:

- 4 Materials which in themselves are readily capable of detonation or of explosive decomposition or explosive reaction at normal temperatures and pressures. This degree should include materials which are sensitive to mechanical or localized thermal shock at normal temperatures and pressures.
- 3 Materials which in themselves are capable of detonation or of explosive decomposition or explosive reaction but which require a strong initiating source or which must be heated under confinement before initiation. This degree should include materials which are sensitive to thermal or mechanical shock at elevated temperatures and pressures or which react explosively with water without requiring heat or confinement.
- 2 Materials which in themselves are normally unstable and readily undergo violent chemical change but do not detonate. This degree should include materials which can undergo chemical change with rapid release of energy at normal temperatures and pressures or which can undergo violent chemical change at elevated temperatures and pressures. It should also include those materials which may react violently with water or which may form potentially explosive mixtures with water.
- 1 Materials which in themselves are normally stable, but which can become unstable at elevated temperatures and pressures or which may react with water with some release of energy but not violently.
- 0 Materials which in themselves are normally stable, even under fire exposure conditions, and which are not reactive with water.

APPENDIX A

IDENTIFICATION OF MATERIALS BY HAZARD SIGNAL SYSTEM

This is a system for the identification of hazards to life and health of people in the prevention and control of fires and explosions in the manufacture and storage of materials.

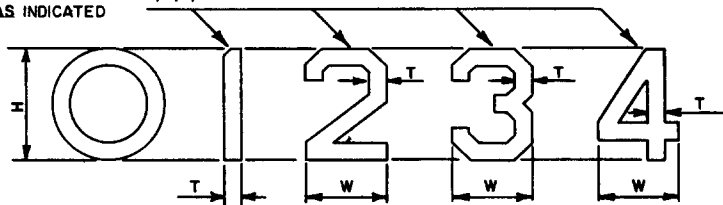
The bases for identification are the physical properties and characteristics of materials that are known or can be determined by standard methods. Technical terms, expressions, trade names, etc. are purposely avoided as this system is concerned only with the identification of the involved hazard from a standpoint of safety.

The explanatory material in this Appendix is to assist users of this guide, particularly the person who assigns the degree of hazard in each category.

The system for identification of the type of hazard involved by a visual signal is outlined in the material on the following pages.

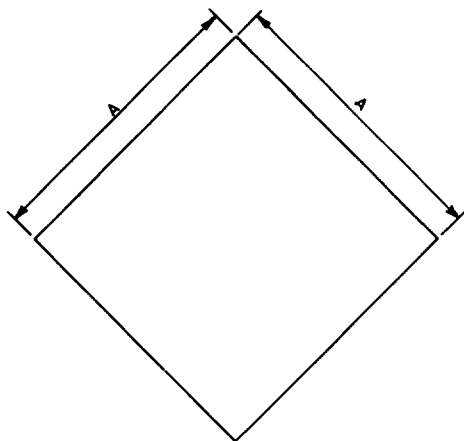
Identification of Health Hazard Color Code: BLUE		Identification of Flammability Color Code: RED		Identification of Reactivity (Stability) Color Code: YELLOW	
Signal	Type of Possible Injury	Signal	Susceptibility of Materials to Burning	Signal	Susceptibility to Release of Energy
4	Materials which on very short exposure could cause death or major residual injury even though prompt medical treatment were given.	4	Materials which will rapidly or completely vaporize at atmospheric pressure and normal ambient temperature, or which are readily dispersed in air and which will burn readily.	4	Materials which in themselves are readily capable of detonation or of explosive decomposition or reaction at normal temperatures and pressures.
3	Materials which on short exposure could cause serious temporary or residual injury even though prompt medical treatment were given.	3	Liquids and solids that can be ignited under almost all ambient temperature conditions.	3	Materials which in themselves are capable of detonation or explosive reaction but require a strong initiating source or which must be heated under confinement before initiation or which react explosively with water.
2	Materials which on intense or continued exposure could cause temporary incapacitation or possible residual injury unless prompt medical treatment is given.	2	Materials that must be moderately heated or exposed to relatively high ambient temperatures before ignition can occur.	2	Materials which in themselves are normally unstable and readily undergo violent chemical change but do not detonate. Also materials which may react violently with water or which may form potentially explosive mixtures with water.
1	Materials which on exposure would cause irritation but only minor residual injury even if no treatment is given.	1	Materials that must be preheated before ignition can occur.	1	Materials which in themselves are normally stable, but which can become unstable at elevated temperatures and pressures or which may react with water with some release of energy but not violently.
0	Materials which on exposure under fire conditions would offer no hazard beyond that of ordinary combustible material.	0	Materials that will not burn.	0	Materials which in themselves are normally stable, even under fire exposure conditions, and which are not reactive with water.

COLOR OF NUMERALS 1,2,3,4 SHOULD
BE AS INDICATED

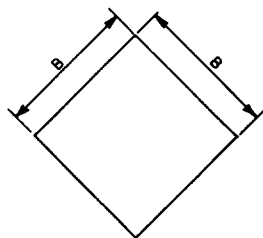


NOTE:

STYLE OF NUMERALS SHOWN IS
OPTIONAL



When Painted
(Use same dimensions
for sign or placard)



**When Made From
Adhesive-Backed Plastic**
(One for each numeral,
three necessary for each
complete signal)

Dimensions of White Background for Signals

(White Background is Optional)

Size of Signals	H	W	T	A	B
1		0.7	$\frac{5}{32}$	$2\frac{1}{2}$	$1\frac{1}{4}$
2		1.4	$\frac{5}{16}$	5	$2\frac{1}{2}$
3		2.1	$\frac{15}{32}$	$7\frac{1}{2}$	$3\frac{3}{4}$
4		2.8	$\frac{5}{8}$	10	5
6		4.2	$\frac{15}{16}$	15	$7\frac{1}{2}$

**IDENTIFICATION OF
MATERIALS BY
HAZARD SIGNAL
DIMENSIONS**

All Dimensions Given in Inches

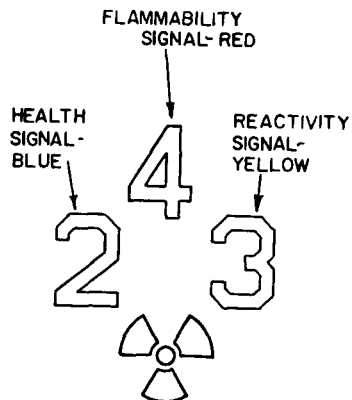


Fig. 1. For Use Where White Background is Not Necessary.

WHITE ADHESIVE-BACKED PLASTIC BACKGROUND PIECES- ONE NEEDED FOR EACH NUMERAL, THREE NEEDED FOR EACH COMPLETE SIGNAL.




Fig. 2. For Use Where White Background is Used With Numerals Made From Adhesive-Backed Plastic

WHITE PAINTED BACKGROUND, OR, WHITE PAPER OR CARD STOCK

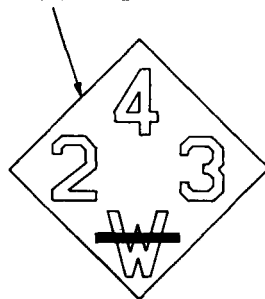


Fig. 3. For Use Where White Background is Used With Painted Numerals, or, For Use When Signal is in the Form of Sign or Placard

ARRANGEMENT AND ORDER OF SIGNALS — OPTIONAL FORM OF APPLICATION

Distance at Which Signals Must be Legible	Size of Signals Required
50 feet	1"
75 feet	2"
100 feet	3"
200 feet	4"
300 feet	6"

NOTE:

This shows the correct spatial arrangement and order of signals used for identification of materials by hazard

**IDENTIFICATION OF
MATERIALS BY HAZARD
SIGNAL ARRANGEMENT**




Fig. 4. Storage Tank

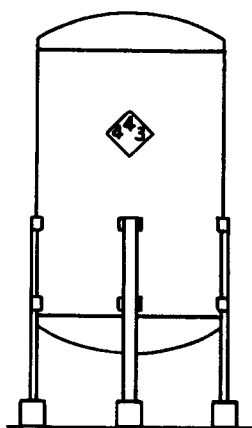


Fig. 5. Processing Tank

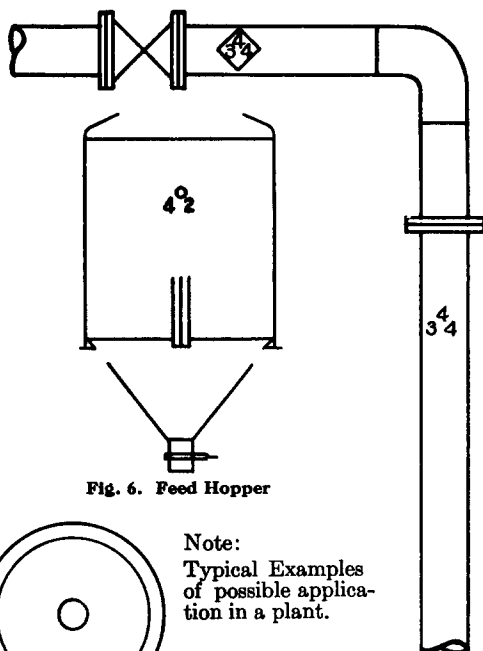


Fig. 6. Feed Hopper

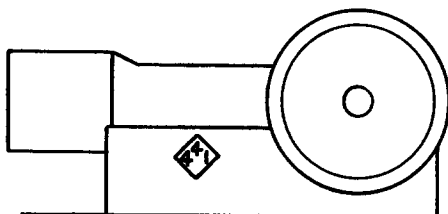


Fig. 7. Compressor

Note:
Typical Examples
of possible applica-
tion in a plant.

Fig. 8
Large
Pipeline

Appendix B

The information contained within Appendix B is derived from introductory explanatory material on the 704M system contained within Hazardous Chemicals Data, NFPA No. 49; Standard for Fumigation, NFPA No. 57; and Fire Hazard Properties of Flammable Liquids, Gases and Volatile Solids, NFPA No. 325M. The following paragraphs summarize the meanings of the numbers in each hazard category and explain what a number should tell fire fighting personnel about protecting themselves and how to fight fires where the hazard exists.

Health

In general, health hazard in fire fighting is that of a single exposure which may vary from a few seconds up to an hour. The physical exertion demanded in fire fighting or other emergency conditions may be expected to intensify the effects of any exposure. Only hazards arising out of an inherent property of the material are considered. The following explanation is based upon protective equipment normally used by fire fighters.

- 4** Materials too dangerous to health to expose fire fighters. A few whiffs of the vapor could cause death or the vapor or liquid could be fatal on penetrating the fire fighter's normal full protective clothing. The normal full protective clothing and breathing apparatus available to the average fire department will not provide adequate protection against inhalation or skin contact with these materials.
- 3** Materials extremely hazardous to health but areas may be entered with extreme care. Full protective clothing, including self-contained breathing apparatus, coat, pants, gloves, boots, and bands around legs, arms and waist should be provided. No skin surface should be exposed.
- 2** Materials hazardous to health, but areas may be entered freely with full-faced mask self-contained breathing apparatus which provides eye protection.
- 1** Materials only slightly hazardous to health. It may be desirable to wear self-contained breathing apparatus.
- 0** Materials which on exposure under fire conditions would offer no hazard beyond that of ordinary combustible material.

Flammability

Susceptibility to burning is the basis for assigning degrees within this category. The method of attacking the fire is influenced by this susceptibility factor.

- 4** Very flammable gases or very volatile flammable liquids. Shut off flow and keep cooling water streams on exposed tanks or containers.
- 3** Materials which can be ignited under almost all normal temperature conditions. Water may be ineffective because of the low flash point.
- 2** Materials which must be moderately heated before ignition will occur. Water spray may be used to extinguish the fire because the material can be cooled below its flash point.
- 1** Materials that must be preheated before ignition can occur. Water may cause frothing if it gets below the surface of the liquid and turns to steam. However, water fog gently applied to the surface will cause a frothing which will extinguish the fire.
- 0** Materials that will not burn.

Reactivity (Stability)

The assignment of degrees in the reactivity category is based upon the susceptibility of materials to release energy either by themselves or in combination with water. Fire exposure was one of the factors considered along with conditions of shock and pressure.

- 4** Materials which (in themselves) are readily capable of detonation or of explosive decomposition or explosive reaction at normal temperatures and pressures. Includes materials which are sensitive to mechanical or localized thermal shock. If a chemical with this hazard rating is in an advanced or massive fire, the area should be evacuated.

- 3 Materials which (in themselves) are capable of detonation or of explosive decomposition or of explosive reaction but which require a strong initiating source or which must be heated under confinement before initiation. Includes materials which are sensitive to thermal or mechanical shock at elevated temperatures and pressures or which react explosively with water without requiring heat or confinement. Fire fighting should be done from an explosive resistant location.
- 2 Materials which (in themselves) are normally unstable and readily undergo violent chemical change but do not detonate. Includes materials which can undergo chemical change with rapid release of energy at normal temperatures and pressures or which can undergo violent chemical change at elevated temperatures and pressures. Also includes those materials which may react violently with water or which may form potentially explosive mixtures with water. In advance or massive fires, fire fighting should be done from a safe distance or from a protected location.
- 1 Materials which (in themselves) are normally stable but which may become unstable at elevated temperatures and pressures or which may react with water with some release of energy but not violently. Caution must be used in approaching the fire and applying water.
- 0 Materials which (in themselves) are normally stable even under fire exposure conditions and which are not reactive with water. Normal fire fighting procedures may be used.

APPENDIX C. FLAMMABILITY

The selection of the flash point breaks for the assigning of degrees within the Flammability category has been based upon the recommendations of the Sectional Committee on Classification, Labeling and Properties of Flammable Liquids of the NFPA Committee on Flammable Liquids. This Sectional Committee initiated the study which led to the development of this guide. Close cooperation between the Sectional Committee and the Committee on Fire Hazards of Materials has continued during the developmental stages of this guide.

The following discussion on flash point and methods of testing were the recommendations of the Sectional Committee in 1956 as modified by subsequent meetings they have held.

Flash point tells several things. One, if the liquid has no flash point, it is not a flammable liquid. Two, if it has a flash point, it must be considered flammable or combustible. Three, the flash point is normally an indication of susceptibility to ignition.

The flash point test may give results which would indicate that the liquid is nonflammable or that it comes under degree 1 or 2 when it is a mixture containing, for example, carbon tetrachloride. As a specific example, sufficient carbon tetrachloride can be added to gasoline so that the mixture has no flash point. However, on standing in an opened container, the carbon tetrachloride will evaporate more rapidly than the gasoline. Over a period of time, therefore, the residual liquid will first show a high flash point, then a progressively lower one until the flash point of the final 10 per cent of the original sample will approximate that of the heavier fractions of the gasoline. In order to evaluate the fire hazard of such liquid mixtures, fractional evaporation tests can be conducted at room temperature in open vessels. After evaporation of appropriate fractions such as 10, 20, 40, 60 and 90 per cent of the original sample, flash point tests can be conducted on the residue. The results of such tests indicate the grouping into which the liquid should be placed if the conditions of use are such as to make it likely that appreciable evaporation will take place. For open system conditions, such as in open dip tanks, the open-cup test method may give a more reliable indication of the flammability hazard.

In the interest of reproducibility of results, it was recommended that:

The flash point of liquids having a viscosity less than 45 SUS (Saybolt Universal Seconds) at 100°F (37.8°C) and a flash point

below 175°F (79.4°C), shall be determined in accordance with the Standard Method of Test for Flash Point by the Tag Closed Tester, ASTM D-56-69. (In those countries which use the Abel or Abel-Pensky closed cup tests as an official standard, they will be equally acceptable to the Tag Closed Cup Method.)

The flash point of liquids having a viscosity of 45 SUS (Saybolt Universal Seconds) or more at 100°F (37.8°C) or a flash point of 175°F (79.4°C) or higher shall be determined in accordance with the Standard Method of Test for Flash Point by the Pensky-Martens Closed Tester, ASTM D-93-69.

APPENDIX D. REFERENCES

The determination of the fire hazards of materials pertaining to health, flammability and reactivity may require the search of technical literature in order to find an important physical and chemical characteristic. However, normally all the necessary information is available in published form or can be obtained by a direct request to the manufacturer. The following references may be of assistance, but it should be noted that the National Fire Protection Association is in no position to assure the user of such references that all of the material contained in them is valid and accurate.

American Insurance Association, Engineering and Safety Dept., 85 John Street, New York, N. Y. 10038

Miscellaneous Reports of former National Board of Fire Underwriters

The Analytical Chemistry of Industrial Poisons, Hazards and Solvents — 1949
Morris B. Jacobs, Interscience Publishers, Inc., New York, N. Y.

Chemical Engineers' Handbook — 4th Ed. — 1964

John H. Perry — Editor, McGraw-Hill Book Company, Inc., 330 West 42nd Street, New York, N. Y. 10036

Chemistry in Relation to Fire Risk and Fire Extinction — 3rd Ed. — 1948

A. M. Cameron, Sir Isaac Pitman & Sons, Ltd., London, England

The Classification of Fire Hazards and Extinction Methods — 1954

James D. Birchall, Ernest Benn, Ltd., London, England

Code of Federal Regulations — Title 46 — Shipping, Parts 146 to 149 —
Title 49 — Transportation, Parts 71-78

Federal Register Division, National Archives & Records Service, General Services Administration, U. S. Government Printing Office, Washington 25, D. C.