

# NFPA 42

## Code for the Storage of Pyroxylin Plastic

### 2002 Edition



NFPA, 1 Batterymarch Park, PO Box 9101, Quincy, MA 02269-9101  
An International Codes and Standards Organization

NFPA License Agreement

This document is copyrighted by the National Fire Protection Association (NFPA), 1 Batterymarch Park, Quincy, MA 02269-9101 USA.  
All rights reserved.

NFPA grants you a license as follows: The right to download an electronic file of this NFPA document for temporary storage on one computer for purposes of viewing and/or printing one copy of the NFPA document for individual use. Neither the electronic file nor the hard copy print may be reproduced in any way. In addition, the electronic file may not be distributed elsewhere over computer networks or otherwise. The hard copy print may only be used personally or distributed to other employees for their internal use within your organization.

Copyright ©  
National Fire Protection Association, Inc.  
One Batterymarch Park  
Quincy, Massachusetts 02269

## IMPORTANT NOTICE ABOUT THIS DOCUMENT

NFPA codes, standards, recommended practices, and guides, of which the document contained herein is one, are developed through a consensus standards development process approved by the American National Standards Institute. This process brings together volunteers representing varied viewpoints and interests to achieve consensus on fire and other safety issues. While the NFPA administers the process and establishes rules to promote fairness in the development of consensus, it does not independently test, evaluate, or verify the accuracy of any information or the soundness of any judgments contained in its codes and standards.

The NFPA disclaims liability for any personal injury, property or other damages of any nature whatsoever, whether special, indirect, consequential or compensatory, directly or indirectly resulting from the publication, use of, or reliance on this document. The NFPA also makes no guaranty or warranty as to the accuracy or completeness of any information published herein.

In issuing and making this document available, the NFPA is not undertaking to render professional or other services for or on behalf of any person or entity. Nor is the NFPA undertaking to perform any duty owed by any person or entity to someone else. Anyone using this document should rely on his or her own independent judgment or, as appropriate, seek the advice of a competent professional in determining the exercise of reasonable care in any given circumstances.

The NFPA has no power, nor does it undertake, to police or enforce compliance with the contents of this document. Nor does the NFPA list, certify, test or inspect products, designs, or installations for compliance with this document. Any certification or other statement of compliance with the requirements of this document shall not be attributable to the NFPA and is solely the responsibility of the certifier or maker of the statement.

## NOTICES

All questions or other communications relating to this document and all requests for information on NFPA procedures governing its codes and standards development process, including information on the procedures for requesting Formal Interpretations, for proposing Tentative Interim Amendments, and for proposing revisions to NFPA documents during regular revision cycles, should be sent to NFPA headquarters, addressed to the attention of the Secretary, Standards Council, National Fire Protection Association, 1 Batterymarch Park, P.O. Box 9101, Quincy, MA 02269-9101.

Users of this document should be aware that this document may be amended from time to time through the issuance of Tentative Interim Amendments, and that an official NFPA document at any point in time consists of the current edition of the document together with any Tentative Interim Amendments then in effect. In order to determine whether this document is the current edition and whether it has been amended through the issuance of Tentative Interim Amendments, consult appropriate NFPA publications such as the *National Fire Codes*® Subscription Service, visit the NFPA website at [www.nfpa.org](http://www.nfpa.org), or contact the NFPA at the address listed above.

A statement, written or oral, that is not processed in accordance with Section 5 of the Regulations Governing Committee Projects shall not be considered the official position of NFPA or any of its Committees and shall not be considered to be, nor be relied upon as, a Formal Interpretation.

The NFPA does not take any position with respect to the validity of any patent rights asserted in connection with any items which are mentioned in or are the subject of this document, and the NFPA disclaims liability for the infringement of any patent resulting from the use of or reliance on this document. Users of this document are expressly advised that determination of the validity of any such patent rights, and the risk of infringement of such rights, is entirely their own responsibility.

Users of this document should consult applicable federal, state, and local laws and regulations. NFPA does not, by the publication of this document, intend to urge action that is not in compliance with applicable laws, and this document may not be construed as doing so.

## Licensing Policy

This document is copyrighted by the National Fire Protection Association (NFPA). By making this document available for use and adoption by public authorities and others, the NFPA does not waive any rights in copyright to this document.

**1. Adoption by Reference**—Public authorities and others are urged to reference this document in laws, ordinances, regulations, administrative orders, or similar instruments. Any deletions, additions, and changes desired by the adopting authority must be noted separately. Those using this method are requested to notify the NFPA (Attention: Secretary, Standards Council) in writing of such use. The term "adoption by reference" means the citing of title and publishing information only.

**2. Adoption by Transcription**—**A.** Public authorities with lawmaking or rule-making powers only, upon written notice to the NFPA (Attention: Secretary, Standards Council), will be granted a royalty-free license to print and republish this document in whole or in part, with changes and additions, if any, noted separately, in laws, ordinances, regulations, administrative orders, or similar instruments having the force of law, provided that: (1) due notice of NFPA's copyright is contained in each law and in each copy thereof; and (2) that such printing and republication is limited to numbers sufficient to satisfy the jurisdiction's lawmaking or rule-making process. **B.** Once this NFPA Code or Standard has been adopted into law, all printings of this document by public authorities with lawmaking or rule-making powers or any other persons desiring to reproduce this document or its contents as adopted by the jurisdiction in whole or in part, in any form, upon written request to NFPA (Attention: Secretary, Standards Council), will be granted a nonexclusive license to print, republish, and vend this document in whole or in part, with changes and additions, if any, noted separately, provided that due notice of NFPA's copyright is contained in each copy. Such license shall be granted only upon agreement to pay NFPA a royalty. This royalty is required to provide funds for the research and development necessary to continue the work of NFPA and its volunteers in continually updating and revising NFPA standards. Under certain circumstances, public authorities with lawmaking or rule-making powers may apply for and may receive a special royalty where the public interest will be served thereby.

**3. Scope of License Grant**—The terms and conditions set forth above do not extend to the index of this document.

(For further explanation, see the Policy Concerning the Adoption, Printing, and Publication of NFPA Documents, which is available upon request from the NFPA.)

Copyright © 2002, National Fire Protection Association, All Rights Reserved

## NFPA 42

### Code for the

### Storage of Pyroxylin Plastic

### 2002 Edition

This edition of NFPA 42, *Code for the Storage of Pyroxylin Plastic*, was prepared by the Technical Committee on Hazardous Chemicals and acted on by NFPA at its May Association Technical Meeting held May 19–23, 2002, in Minneapolis, MN. It was issued by the Standards Council on July 19, 2002, with an effective date of August 8, 2002, and supersedes all previous editions.

This edition of NFPA 42 was approved as an American National Standard on July 19, 2002.

### Origin and Development of NFPA 42

NFPA 42 (formerly NFPA 40E), *Code for the Storage of Pyroxylin Plastic*, was developed by combining the requirements established in two other standards, NFPA 42-1967, *Storage, Handling and Use of Pyroxylin Plastics in Factories*, and NFPA 43-1967, *Standard for the Storage and Sale of Pyroxylin Plastic in Warehouses and Wholesale, Jobbing and Retail Stores*.

NFPA 42 and NFPA 43 were originally the responsibility of the Technical Committee on Explosives. In 1972, responsibility was transferred to the Technical Committee on Storage, Handling and Transportation of Hazardous Chemicals. In late 1972, this Technical Committee investigated the effectiveness of both standards, since very little pyroxylin plastic was in use and its manufacture in the United States had almost disappeared. Rather than withdraw either standard, it was decided to combine them to produce a single code that would cover all storage of pyroxylin plastic, with the exception of cellulose nitrate motion picture film and nitrocellulose used in the manufacture of lacquer.

The project of combining NFPA 42 and NFPA 43 was begun in 1973 and completed in January 1975. NFPA 40E was adopted at the 1975 NFPA Fall Meeting in Pittsburgh, PA, on November 19, 1975, becoming the 1975 edition. At the same time, NFPA 42 and NFPA 43 were withdrawn.

Minor amendments were adopted at the 1980 NFPA Fall Meeting for the 1980 edition, the 1985 NFPA Fall Meeting for the 1986 edition, and the 1992 NFPA Fall Meeting for the 1993 edition.

For the 1997 edition, the Committee revised the definition of *cabinet* and added a definition for *segregated* to clarify the scope and application of the code. The Committee updated the terminology used to describe fire doors to be consistent with that used in NFPA 80, *Standard for Fire Doors and Fire Windows*. The Committee also updated the sprinkler terminology in Chapter 5 to be consistent with modern sprinkler technology. The other changes were editorial in nature to conform with the NFPA *Manual of Style*.

The 2002 edition is a reconfirmation that contains minor revisions to conform to the NFPA *Manual of Style*, 2000 edition.

## Technical Committee on Hazardous Chemicals

**John A. Davenport**, *Chair*  
West Hartford, CT [I]  
Rep. Industrial Risk Insurers

**Anthony Andrews**, Crompton Corporation, TX [M]  
Rep. Society of the Plastics Industry, Inc.  
**James E. Benge**, Hercules Inc., DE [U]  
**William J. Bradford**, Brookfield, CT [SE]  
**Henry L. Febo, Jr.**, FM Global, MA [I]  
**Richard Ferguson**, PPG Industries, PA [M]  
**Charles L. Gibson**, Gibson Technology & Engineering Associates, GA [SE]  
**H. Dieter Heinz**, Heinz Laboratories International, CA [SE]  
**John M. Hoffmann**, Safety Engineering Labs Inc., MI [SE]  
**Bart Howard**, Davenport Fire Department, IA [E]  
**Ronald Keefer**, Menlo Park Fire Protection District, CA [E]  
(Vote Ltd. to NFPA 432, 434, 490)

**Chester M. McCloskey**, The Norac Company, Inc., CA [M]  
**Robert A. Michaels**, RAM TRAC Corporation, NY [SE]  
**Ralph J. Mikida**, FMC Corporation, PA [M]  
**Milton Norsworthy**, Arch Chemicals, Inc., TN [M]  
**David P. Nugent**, Schirmer Engineering Corporation, IL [SE]  
**Anthony M. Ordile**, Loss Control Associates, Inc., PA [SE]  
**David F. Purdy**, BioLab, Inc., GA [M]  
**George W. Rambo**, GRCS Inc., VA [SE]  
**Gary F. Trojak**, Chlorine Institute Inc., DC [M]  
(Vote Ltd. to NFPA 434)  
**Samuel Vanover**, Jefferson Parish Fire Department, LA [E]  
(Vote Ltd. to NFPA 432, 434, 490)  
**Michael A. Viggiani**, George Eastman House, NY [U]

### Alternates

**Paul A. Cera**, Industrial Risk Insurers, CT [I]  
(Alt. to J. A. Davenport)  
**Richard Cobb**, The Norac Company, Inc., CA [M]  
(Alt. to C. M. McCloskey)  
**Lynne R. Harris**, Society of the Plastics Industry Inc., DC [M]  
(Alt. to A. Andrews)

**Donald J. Hoffmann**, Safety Engineering Laboratories, Inc., MI [SE]  
(Alt. to J. M. Hoffmann)  
**Thomas M. Lachocki**, BioLab, Inc., GA [M]  
(Alt. to D. F. Purdy)

### Nonvoting

**Charles H. Ke**, U.S. Department of Transportation, DC

**Carl H. Rivkin**, NFPA Staff Liaison

**Committee Scope:** This Committee shall have primary responsibility for documents on, and maintain current codes for, classes of hazardous chemicals and codes for specific chemicals where these are warranted by virtue of widespread distribution or special hazards.

*This list represents the membership at the time the Committee was balloted on the final text of this edition. Since that time, changes in the membership may have occurred. A key to classifications is found at the back of the document.*

**NOTE:** Membership on a committee shall not in and of itself constitute an endorsement of the Association or any document developed by the committee on which the member serves.

**Contents**

<b>Chapter 1 Administration</b> .....	42- 4	<b>Chapter 5 Isolated Storage Buildings</b> .....	42- 6
1.1 Scope .....	42- 4	5.1 General .....	42- 6
1.2 Purpose .....	42- 4	5.2 Distance from Other Buildings, Combustible Material .....	42- 6
1.3 Enforcement .....	42- 4	5.3 Storage Capacity .....	42- 6
<b>Chapter 2 Referenced Publications</b> .....	42- 4	5.4 Sprinkler Protection .....	42- 7
2.1 General .....	42- 4	5.5 Smoke Vents .....	42- 7
2.2 NFPA Publications .....	42- 4	<b>Chapter 6 Storage at Manufacturing Plants</b> .....	42- 7
2.3 Other Publications. (Reserved) .....	42- 4	6.1 Raw Stock .....	42- 7
<b>Chapter 3 Definitions</b> .....	42- 4	6.2 Cabinet Construction and Protection .....	42- 7
3.1 General .....	42- 4	6.3 Vault Construction .....	42- 7
3.2 NFPA Official Definitions .....	42- 4	6.4 Vault Fire Protection .....	42- 8
3.3 General Definitions .....	42- 4	6.5 Vault Heat and Light .....	42- 8
<b>Chapter 4 Storage Buildings</b> .....	42- 5	6.6 Vault Vents .....	42- 8
4.1 Construction .....	42- 5	6.7 Tote Box Storeroom .....	42- 9
4.2 Heating .....	42- 5	6.8 Finished-Stock Storerooms .....	42-10
4.3 Electrical Installations .....	42- 5	6.9 Stock in Shipping Cases .....	42-11
4.4 Fire Protection .....	42- 5	<b>Annex A Explanatory Material</b> .....	42-12
4.5 Management .....	42- 6	<b>Annex B Sample Ordinance Adopting NFPA 42</b> .....	42-12
4.6 Smoking .....	42- 6	<b>Annex C Informational References</b> .....	42-13
4.7 Restrictions on Building Location .....	42- 6	<b>Index</b> .....	42-14

## NFPA 42

### Code for the

## Storage of Pyroxylin Plastic

### 2002 Edition

NOTICE: An asterisk (\*) following the number or letter designating a paragraph indicates that explanatory material on the paragraph can be found in Annex A.

Information on referenced publications can be found in Chapter 2 and Annex C.

## Chapter 1 Administration

### 1.1 Scope.

**1.1.1** This code shall apply to any building where pyroxylin plastic is stored.

**1.1.2** This code shall apply to pyroxylin plastic, whether in the form of raw material, unfinished and finished products, or scrap.

**1.1.3\*** This code shall not apply to the storage of cellulose nitrate motion picture film.

**1.2 Purpose.** The purpose of this code is to provide for the safe storage of pyroxylin plastic, other than cellulose nitrate motion picture film and nitrocellulose used in the manufacture of lacquer.

**1.3 Enforcement.** This code shall be administered and enforced by the authority having jurisdiction designated by the governing authority. (*See Annex B for sample wording for enabling legislation.*)

## Chapter 2 Referenced Publications

**2.1 General.** The documents or portions thereof listed in this chapter are referenced within this code and shall be considered part of the requirements of this document.

**2.2 NFPA Publications.** National Fire Protection Association, 1 Batterymarch Park, P.O. Box 9101, Quincy, MA 02269-9101.

NFPA 10, *Standard for Portable Fire Extinguishers*, 2002 edition.

NFPA 13, *Standard for the Installation of Sprinkler Systems*, 2002 edition.

NFPA 70, *National Electrical Code*®, 2002 edition.

NFPA 80, *Standard for Fire Doors and Fire Windows*, 1999 edition.

NFPA 101®, *Life Safety Code*®, 2000 edition.

NFPA 211, *Standard for Chimneys, Fireplaces, Vents, and Solid Fuel-Burning Appliances*, 2000 edition.

NFPA 220, *Standard on Types of Building Construction*, 1999 edition.

NFPA 251, *Standard Methods of Tests of Fire Endurance of Building Construction and Materials*, 1999 edition.

**2.3 Other Publications. (Reserved)**

## Chapter 3 Definitions

**3.1 General.** The definitions contained in this chapter shall apply to the terms used in this code. Where terms are not included, common usage of the terms shall apply.

### 3.2 NFPA Official Definitions.

**3.2.1\* Approved.** Acceptable to the authority having jurisdiction.

**3.2.2\* Authority Having Jurisdiction (AHJ).** The organization, office, or individual responsible for approving equipment, materials, an installation, or a procedure.

**3.2.3 Labeled.** Equipment or materials to which has been attached a label, symbol, or other identifying mark of an organization that is acceptable to the authority having jurisdiction and concerned with product evaluation, that maintains periodic inspection of production of labeled equipment or materials, and by whose labeling the manufacturer indicates compliance with appropriate standards or performance in a specified manner.

**3.2.4\* Listed.** Equipment, materials, or services included in a list published by an organization that is acceptable to the authority having jurisdiction and concerned with evaluation of products or services, that maintains periodic inspection of production of listed equipment or materials or periodic evaluation of services, and whose listing states that either the equipment, material, or service meets appropriate designated standards or has been tested and found suitable for a specified purpose.

**3.2.5 Shall.** Indicates a mandatory requirement.

**3.2.6 Should.** Indicates a recommendation or that which is advised but not required.

### 3.3 General Definitions.

**3.3.1 Cabinet.** A specially constructed and equipped metal or fire-resistive enclosure of less than 30-ft<sup>3</sup> (0.85-m<sup>3</sup>) capacity that is used for the storage of pyroxylin plastic.

**3.3.2 Finished Stock.** Pyroxylin plastic that has undergone all operations, insofar as each particular factory is concerned, and that is ready for packing and shipping.

**3.3.3 Finished-Stock Storeroom.** A specially constructed and protected room that is constructed in accordance with Section 6.8.

**3.3.4 Isolated Storage Building.** A building not used for any purpose except the packing, receiving, shipping, and storage of pyroxylin plastic or articles manufactured from pyroxylin plastic with their necessary containers and wrappings, and that is isolated as specified in Section 4.7 and 5.1.

**3.3.5 Pyroxylin Plastic.** Any plastic substance, material, or compound, other than cellulose nitrate film, that has soluble cotton or similar cellulose nitrate as a base when in the form of blocks, slabs, sheets, tubes, or fabricated shapes.

**3.3.5.1 Class A Pyroxylin Products.** Those products made from material over 1/16 in. (2.5 mm) thick and weighing over 0.5 oz (14 g) and that are not finely divided during manufacture into teeth, scrollwork, or projections.

**3.3.5.2 Class B Pyroxylin Products.** Those products not defined as Class A products. Class B pyroxylin products include articles of an individual weight of 0.5 oz (14 g) or less, regardless of the thickness of the material from which they are made.

**3.3.6 Raw Material.** Any pyroxylin plastic in the form of blocks, slabs, rods, tubes, and other shapes intended to be used for further manufacture.



**3.3.7\* Segregated.** An item that is stored in the same room or inside area, but physically separated by distance from incompatible materials.

**3.3.8 Tote Box.** A box constructed as specified in Section 6.7 that is used for the handling of stock in process or finished stock while in tote box storerooms.

**3.3.9 Tote Box Storerooms.** A specially protected room that is constructed as specified in Section 6.7.

**3.3.10 Unfinished Stock.** Any stock after it leaves the raw stock storage vault until it is completely finished and ready for storage or shipment.

**3.3.11 Vault.** A small room of not over 1500-ft<sup>3</sup> (42.5-m<sup>3</sup>) capacity, constructed and protected in accordance with Section 6.3.

**3.3.12 Weight or Pounds.** Weight of the pyroxylin plastic, not the packing materials, cartons, packing boxes, containers, or the article or material to which the pyroxylin plastic is secured or attached.

## Chapter 4 Storage Buildings

### 4.1 Construction.

**4.1.1** Buildings where pyroxylin plastic is stored shall be of Type I construction, as defined in NFPA 220, *Standard on Types of Building Construction*.

*Exception:* Wood frame buildings not exceeding three stories in height and non-fire-resistive buildings of other than wood frame construction not exceeding four stories or 55 ft (17 m) in height shall be permitted to be used for the storage of pyroxylin plastic.

**4.1.2** Floors in buildings of other than Type I construction shall consist of double 7/8-in. (22-mm) tongue-and-groove boards or the equivalent.

**4.1.3** Every stairway, elevator shaft, light and ventilating shaft, chute, and other opening between floors shall be enclosed to prevent the spread of fire or smoke. The enclosures shall comply with the requirements in NFPA 101®, *Life Safety Code*®.

**4.1.4** All building exits shall comply with the requirements in NFPA 101, *Life Safety Code*.

**4.1.5** Required partitions shall provide not less than 1-hour fire endurance rating when tested in accordance with NFPA 251, *Standard Methods of Tests of Fire Endurance of Building Construction and Materials*.

**4.1.5.1** All openings in required partitions shall be protected by 1-hour fire rated doors or windows.

**4.1.5.2** The doors and windows shall be installed in accordance with the requirements in NFPA 80, *Standard for Fire Doors and Fire Windows*.

### 4.2 Heating.

**4.2.1** No stove, forge, torch, boiler, furnace, flame, fire, or electric or similar appliance likely to produce an exposed spark shall be allowed in any room or compartment used for the storage of pyroxylin plastic.

**4.2.2** Either direct or indirect heating shall be permitted. However, if radiators are within 4 ft (1.2 m) of the floor, only

low pressure steam not exceeding 5 lb (2.3 kg) or hot water shall be permitted.

*Exception:* Only hot water heating shall be permitted for heating storage vaults.

**4.2.3** The fan and heater for a hot air system shall be located in an area partitioned off from the storage area. Floor registers of hot air systems shall not be used, and registers shall not be less than 6 in. (15 cm) above the floor.

**4.2.4** All radiators, heating coils, pipes, or returns that are near the floor or located so as to come into contact with any combustible material, waste, or dirt shall be guarded with 1/4 -in. (6.4-mm) mesh galvanized steel wire cloth, 20 U.S. gauge or its equivalent. The bottom of such guards shall be arranged to lift up for cleaning. The tops shall slope at an angle that will prevent their use as shelves.

*Exception:* All steam pipes within 6 ft (2 m) of the floor, not protected as specified above, and passing through partitions or racks or near woodwork shall be covered with approved pipe covering.

### 4.3 Electrical Installations.

**4.3.1** All wiring and equipment shall comply with the installation requirements of NFPA 70, *National Electrical Code*®.

**4.3.2** Where necessary, lights shall be protected against mechanical injury by substantial wire guards.

**4.3.3** The use of portable lights or extension cords in any room where pyroxylin plastic is stored shall not be permitted.

### 4.4 Fire Protection.

**4.4.1** All parts of one- and two-story buildings where pyroxylin plastic is stored shall be protected by automatic sprinklers.

*Exception:* Sprinkler protection shall not be required for isolated storage buildings when properly separated by distance from other buildings. (See Chapter 5.)

**4.4.2** Buildings over two stories high where pyroxylin plastic is stored shall be completely protected by automatic sprinklers.

*Exception:* In those buildings where most operations are of a nonhazardous nature and the use of pyroxylin plastic is incidental to the overall operations, sprinkler protection shall be required in those parts of the building where pyroxylin plastic is being stored.

**4.4.3** Sprinkler system installations shall comply with NFPA 13, *Standard for the Installation of Sprinkler Systems*.

**4.4.3.1** The water supply for automatic sprinklers shall be based on the number of sprinklers liable to be affected in any fire section between fire walls or fire-resistive partitions. It shall be assumed that any of the following numbers of sprinklers can be affected and the condition giving the maximum flow used as a basis:

- (1) All sprinklers in a vault
- (2) All sprinklers in a tote box storeroom
- (3) Three-fourths of the sprinklers in finished-stock storeroom
- (4) All sprinklers in a section of an isolated storage building

**4.4.3.2** The water supply for an automatic sprinkler system shall be based on a flow of 20 gpm (76 L/min) per sprinkler for 20 minutes, with a minimum rate of flow of 500 gpm (1900 L/min). Such flow shall be with an effective pressure at the top line of sprinklers of not less than 40 psi (276 kPa).



**4.4.4** Water-type portable fire extinguishers suitable for use on Class A fires shall be installed in accordance with NFPA 10, *Standard for Portable Fire Extinguishers*.

**4.4.5** In areas exceeding 3000 ft<sup>2</sup> (280 m<sup>2</sup>), small hose stations shall be provided, as permitted in 5.2.2 of NFPA 10, *Standard for Portable Fire Extinguishers*. Such hose stations shall be capable of protecting all portions of the storage area.

#### 4.5 Management.

**4.5.1** Every building where pyroxylin plastic is stored shall be in the charge of a responsible executive familiar with the importance of fire prevention and any local laws or ordinances.

**4.5.2** The executive shall, as part of his or her duty, ensure that this code is observed and that employees are instructed as to fire hazards and the proper handling of pyroxylin plastic.

**4.6 Smoking.** Smoking shall not be permitted in any building where pyroxylin plastic is stored, and conspicuous “No Smoking” signs shall be posted in prominent places.

**4.7 Restrictions on Building Location.** No building that is situated within 50 ft (15 m) of the nearest wall of any building occupied as a school, theater, or other place of public amusement or assembly shall be used for the storage of pyroxylin plastic.

*Exception:* Quantities less than 100 lb (45 kg).

## Chapter 5 Isolated Storage Buildings

**5.1 General.** All requirements in Chapter 4 shall apply to isolated storage buildings.

### 5.2 Distance from Other Buildings, Combustible Material.

**5.2.1** If not protected by a complete system of automatic sprinklers in accordance with Section 5.4, the storage building shall be at a distance from any combustible material stored in the open and from any other building in accordance with Table 5.2.1.

*Exception:* The storage building shall not need to comply with the separation distances in Table 5.2.1 if in accordance with the following:

- (1) The exposed building is sprinklered and has noncombustible walls and cornice and wall openings are fully protected, or
- (2) The exposed building has a parapeted blank masonry wall facing the exposure.

**5.2.2** The storage building, if located within 100 ft (30 m) of any other building or combustible material stored in the open, shall have all walls equivalent in fire resistance to 4 in. (10 cm) of concrete or three-cell, 8-in. (20-cm) tile. All openings in such walls shall be protected by shutters or doors equivalent in fire resistance to a two-ply, tin-clad fire door or shutter constructed and arranged in accordance with NFPA 80, *Standard for Fire Doors and Fire Windows*.

**5.2.2.1** Skylights shall be protected in such a manner as to prevent radiated heat or flying brands from igniting the contents of the building.

**5.2.2.2** Where necessary, roofs shall be suitably insulated with noncombustible heat insulating materials to prevent building up a temperature in excess of 100°F (38°C) in the storage area by heat from the sun’s rays.

**Table 5.2.1 Separation Distances for Pyroxylin Plastic Storage Buildings**

Quantity of pyroxylin plastic stored		Distance to property line, building, or combustible material stored in the open	
lb	kg	ft	m
1–1000	0.45–454	40	12
1001–2000	454.1–907	55	17
2001–3000	908–1361	65	20
3001–4000	1362–1814	70	21
4001–5000	1815–2270	75	23
5001–10,000	2271–4540	100	30
10,001–20,000	4541–9070	130	40
20,001–30,000	9071–13,610	150	46
30,001–40,000	13,611–18,140	165	50
40,001–50,000	18,141–22,680	180	55
50,001–75,000	22,681–34,020	200	61
75,001–100,000	34,021–45,360	225	69
100,001–150,000	45,361–68,040	250	76
150,001–300,000	68,041–136,080	300	91

**5.2.3** If the storage building directly adjoins or communicates with a factory building, it shall be classified as a vault and shall be limited in regard to size, arrangement, and protection as specified for vaults in Section 6.3.

*Exception:* Finished stock shall be permitted to be stored in a special finished-stock storeroom in accordance with Section 6.8.

**5.2.4** A storage building protected by automatic sprinklers and with a storage capacity of 1501 ft<sup>3</sup> (42 m<sup>3</sup>) or more or 10,001 lb (4540 kg) or more shall have no direct communication with any other building. It shall not have any wall opening or other opening within 50 ft (15 m) of any opening in any wall of any building, or within 50 ft (15 m) of any combustible wall or storage of any combustible material in the open. The walls of a building in the same plane or parallel planes as the storage building and facing in the same direction as an opening is situated shall not be considered as coming within the intent of this requirement.

### 5.3 Storage Capacity.

**5.3.1** The storage building shall not exceed a capacity of 100,000 lb (45,400 kg) in shipping cases or 50,000 lb (22,700 kg) of other material in any one section between blank, parapeted division walls having a 4-hour fire resistance rating.

**5.3.2** If the capacity of any area between division walls, as specified in 5.3.1, exceeds 7500 lb (3400 kg), the storage space shall be subdivided into racks and bins separated by partitions equivalent to tightly matched 7/8-in. (22-mm) tongue-and-groove boards, each section to be independently vented or open to aisle space. The partitions shall be arranged so as to afford the minimum of obstruction to the distribution from sprinklers, if present.

*Exception:* Where storage consists only of material in shipping cases.

**5.3.3** Where storage exceeds 25,000 lb (11,300 kg), packing, receiving, and shipping in connection with such storage shall

be in a separate room cut off by a parapeted wall of 4-hour fire resistance rating with double standard fire doors on openings to the storage section.

**5.3.4** Areas separated from the section containing pyroxylin plastic by blank parapeted walls having a 4-hour fire resistance rating shall be permitted to be used for storage of other articles.

#### **5.4 Sprinkler Protection.**

**5.4.1** Storage buildings that do not comply with the separation distances in 5.2.1 shall be equipped with an automatic sprinkler system installed in compliance with NFPA 13, *Standard for the Installation of Sprinkler Systems*.

**5.4.2** Water supplies shall comply with 4.4.3.1.

**5.4.3** Sprinklers shall be spaced so that there is one sprinkler for every 32 ft<sup>2</sup> (3 m<sup>2</sup>).

**5.4.4** Sprinklers in buildings used for storage of loose scrap shall be installed in the ratio of one sprinkler for each 1000 lb (454 kg) of storage.

*Exception: The ratio in 5.4.4 shall not apply if the scrap is in tanks or other receptacles kept filled with water.*

**5.5 Smoke Vents.** Adequate vents shall be provided and arranged as specified in Section 6.6.

*Exception: Where the building is protected throughout with automatic sprinklers, vent area shall not need to exceed 100 in.<sup>2</sup> (645 cm<sup>2</sup>) of free vent area for each 1000 lb (454 kg) of storage capacity.*

## **Chapter 6 Storage at Manufacturing Plants**

### **6.1 Raw Stock.**

**6.1.1** Where raw material is received in excess of 25 lb (11 kg) in any building or fire area, it shall be stored in a cabinet or vault constructed in accordance with Sections 6.2 and 6.3, respectively.

**6.1.2** Not more than 1000 lb (454 kg) of raw material shall be permitted to be stored in cabinets in any one workroom. No more than 500 lb (227 kg) shall be permitted to be stored in any one cabinet and no more than 250 lb (113 kg) shall be permitted to be stored in one compartment of a cabinet.

**6.1.3** All raw material in excess of 1000 lb (454 kg) shall be stored in a vault or vaults.

*Exception: Stock in process.*

### **6.2 Cabinet Construction and Protection.**

**6.2.1** No cabinet shall exceed 30-ft<sup>3</sup> (0.8-m<sup>3</sup>) capacity.

**6.2.2** Cabinets, walls, and doors shall be permitted to be made of No. 18 gauge metal, double walled with 1½ in. (38 mm) of air space, or shall be constructed of a material having a 20-minute fire resistance rating in accordance with NFPA 251, *Standard Methods of Tests of Fire Endurance of Building Construction and Materials* (also identified as ASTM E 119).

**6.2.3** The shelves or racks within the cabinet shall be of metal and arranged to facilitate distribution of water from sprinklers.

**6.2.4** Cabinets having a capacity in excess of 250 lb (113 kg) of pyroxylin plastic shall be divided into at least two distinct compartments.

**6.2.4.1** The separating partition shall be substantially airtight and of substantial construction equivalent to the sides.

**6.2.4.2** Separating partitions shall have the same fire resistance rating as that given in 6.2.2.

**6.2.5** Each compartment shall be provided with an independent door and vent.

**6.2.6** The racks or drawers shall be arranged so that the material immediately adjacent to the partition does not touch the partition. Spacers shall be provided to keep such material at least ½ in. (13 mm) away from the partition.

**6.2.7** Doors to compartments shall be arranged so as to remain normally closed. They shall be kept closed by a three-point latch. The fit of the door into the frame shall be sufficiently tight to prevent the entrance of flames due to the burning of pyroxylin plastic in an adjoining compartment.

**6.2.8** Doors on divided cabinets shall swing from the center so that they will not expose the contents of one compartment to the other.

**6.2.9** Cabinets shall be provided with vents constructed in accordance with Section 6.6.

**6.2.10** Cabinets holding over 50 lb (23 kg) of pyroxylin plastic shall be equipped with at least one automatic sprinkler. If divided into two or more compartments, they shall have at least one automatic sprinkler in each compartment.

### **6.3 Vault Construction.**

**6.3.1** No vault shall exceed 1500 ft<sup>3</sup> (42 m<sup>3</sup>) in capacity, and no storage space shall be provided in any vault for more than 10,000 lb (4540 kg) of raw material.

**6.3.2** Proximity to boilers, stacks, and other sources of heat shall be avoided.

**6.3.3** Vaults shall be supported by masonry or steel of sufficient strength to carry the load safely. Beams shall rest at both ends on steel girders, iron or steel columns, or walls or piers of masonry. The supports shall afford at least a 4-hour fire endurance rating as determined by NFPA 251, *Standard Methods of Tests of Fire Endurance of Building Construction and Materials*. Hollow tile shall not be used for foundation walls or for walls of other than the top vault where vaults are superimposed.

**6.3.3.1** Floors shall be of fire-resistive material.

**6.3.3.2** Walls shall be of reinforced concrete at least 6 in. (15 cm) in thickness, of brick at least 8 in. (20 cm) in thickness, or of hollow tile at least 12 in. (30 cm) in thickness.

**6.3.3.3** Walls shall be constructed so as to be without cracks or holes that would permit escape of gases of combustion into the building.

**6.3.3.4** The roof of the vault shall be an independent reinforced concrete roof at least 6 in. (15 cm) thick. In a Type I building where the floor above is equivalent to 6 in. (15 cm) of reinforced concrete, the floor above shall be permitted to serve as the roof if side walls are rigidly tied into it. In construction of this type, a false ceiling constructed of metal lath and cement plaster 1 in. (2.5 cm) thick, or the equivalent, and with no openings to the concealed space above, shall be permitted to be used to limit the total interior vault space to 1500 ft<sup>3</sup> (42 m<sup>3</sup>). The vent shall be permitted to extend through this false ceiling and concealed space.

**6.3.3.5** No skylights or windows other than those specified under Section 6.6 shall be permitted therein.

**6.3.3.6** A fire door shall be provided on each face of the wall on door openings. Doors shall be 1½-hour rated (formerly identified as Class B) as defined in NFPA 80, *Standard for Fire Doors and Fire Windows*. The interior door shall be automatic. The outer door shall be of the swinging type and close into a rabbet, or otherwise be made tight to prevent passage of flame around edges. The outer door shall be self-closing and, if fastened open, shall be arranged to close automatically in case of fire originating in or out of the vault.

**6.3.3.7** Shelving and racks in vaults shall be of substantial construction throughout and shall be arranged so as to facilitate distribution of water from automatic sprinklers. Shelves shall be constructed with a 1-in. (2.5-cm) space between slats not less than ½ in. (13 mm) or greater than 2 in. (5 cm) wide and shall be permitted to be made of iron pipe, rods, channels, angles, or wooden slats. Vertical partitions extending from the floor to above the top shelf shall be provided to divide racks into sections. Means shall be provided to keep the stock or containers on each side of such partitions 1 in. (2.5 cm) away from the partitions. Racks, material, and doors shall not obstruct any vent openings, and stock shall not be placed higher than 2 ft (0.6 m) below sprinkler deflectors. Material shall not be stored or kept on the floor, unless in shipping containers. [For details of typical arrangements of shelves, slats, and automatic sprinklers, see Figure 6.3.3.7(a) and Figure 6.3.3.7(b).]

**6.3.3.8** Partitions shall be of substantial construction such as, for example, ⅞-in. (22-mm) tongue-and-groove boards free from cracks and knotholes or its equivalent in resistance to heat and gases. Materials shall be protected against mechanical injury where necessary.

#### 6.4 Vault Fire Protection.

**6.4.1** Vaults shall be equipped with automatic sprinklers in a ratio of one sprinkler to each 834 lb (378 kg) of pyroxylin plastic or one sprinkler to each 125 ft³ (3.5 m³) of total vault space.

**6.4.2** A vault that is divided into two or more sections shall have at least one automatic sprinkler in each section.

**6.4.3** Sheet-metal baffles shall be provided to facilitate operation of sprinklers. Where an approved automatic sprinkler system with open heads is permitted by the authority having jurisdiction, the baffles between heads shall be permitted to be omitted.

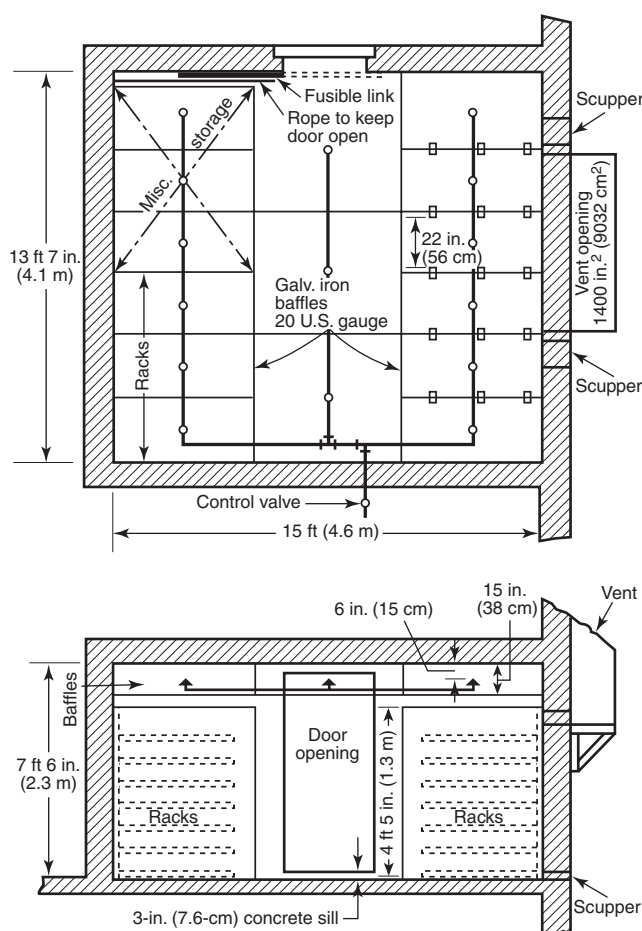
**6.4.4** Arrangement of sprinklers shall be submitted to the authority having jurisdiction for approval in each case.

**6.4.5** Sprinkler systems for vaults shall be equipped with a 1-in. (2.5-cm) drip line with a ½-in. (13-mm) outlet valve.

**6.4.6\*** Where the design of the building is such that an excessive floor load would result from having the vault filled with water, the vault shall be provided with one or more scuppers having exterior covers and screen with an aggregate area equal to 3 in.² (19 cm²) for each sprinkler head installed in the vault.

#### 6.5 Vault Heat and Light.

**6.5.1** Heating, where required to prevent sprinkler pipes from freezing, shall be accomplished by hot water or low pressure steam with automatic control limiting steam pressure to



**FIGURE 6.3.3.7(a) Raw Stock Storage Vault Showing General Arrangement of Sprinklers, Racks, and Baffles.**

10 lb (4.5 kg) and limiting the vault temperature to no more than 70°F (21°C). Radiators shall be placed at the ceiling over aisle space with wire guards arranged so that no pyroxylin can be placed within 12 in. (30 cm) of such pipes or radiators.

**6.5.2** All vault lights shall be at the ceiling.

**6.5.3** All wiring shall be in metal conduit.

**6.5.4** Lamps shall be attached to rigid fixtures and shall be enclosed by a globe and protected against damage.

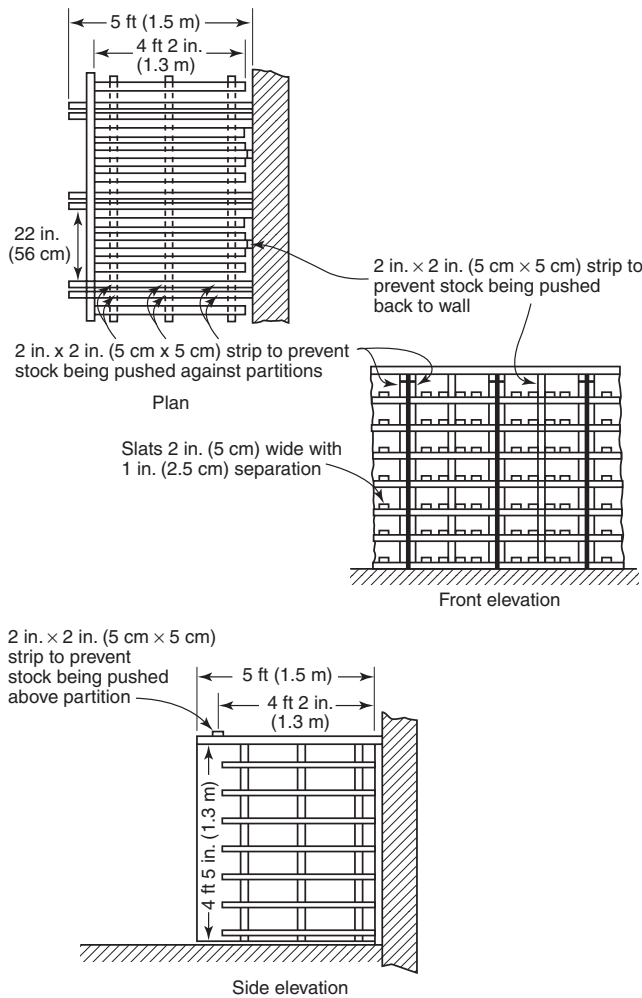
**6.5.5** Lights shall be equipped with keyless sockets and operated by a switch located outside of the vault and shall be arranged so as to indicate by means of a pilot light near the switch whether the lights in the vault are on or off.

#### 6.6 Vault Vents.

**6.6.1** Each vault or compartment of a cabinet shall be vented separately to the outer air.

**6.6.2** The vent shall have a minimum effective sectional area in the ratio of 140 in.² (903 cm²) for each 1000-lb (454-kg) capacity. For a standard vault of 1500 ft³ (42 m³) the vent opening shall be 1400 in.² (9032 cm²).

**6.6.3** The outlet of each vent shall be above the roof of the building or made to face on a street, court, or other clear space at



**FIGURE 6.3.3.7(b) Details of Storage Racks in Raw Stock Storage Vault.**

least 50 ft (15 m) from any openings. Openings in walls of another building in the same plane or parallel planes and facing in the same direction as the vent is situated shall not be considered as coming within the intent of this requirement.

**6.6.4** All interior or horizontal or vertical flues shall be constructed of 5-in. (13-cm) reinforced concrete or of a construction equivalent to that of a metal chimney (smokestack) as specified in NFPA 211, *Standard for Chimneys, Fireplaces, Vents, and Solid Fuel-Burning Appliances*.

*Exception:* If the maximum amount of pyroxylin plastic in the vault is 250 lb (113 kg), the flue shall be permitted to be of riveted sheet metal of at least No. 18 gauge covered with 1 in. (2.5 cm) of approved heat insulation and installed no closer than 9 in. (23 cm) to any combustible material.

**6.6.5** Exterior metal flues shall be constructed in accordance with the requirement for metal chimneys (smokestacks) in NFPA 211, *Standard for Chimneys, Fireplaces, Vents, and Solid Fuel-Burning Appliances*.

**6.6.6** Each vent opening directly through an exterior wall shall be protected against the weather by a single thickness of glass  $\frac{1}{16}$  in. (1.6 mm) thick that is painted a dark color, or by other noncombustible fragile material. The glass shall be mounted in a sash and arranged to open automatically in case of fire by the use of an approved releasing device placed inside the vault. The total area of the glass shall be taken as the effective sectional area of the vent opening. No pane of glass shall be smaller than 200 in.<sup>2</sup> (1290 cm<sup>2</sup>). Other protection that is equivalent to the above shall be permitted to be accepted.

**6.6.7** A light wire screen, no coarser than  $\frac{1}{8}$ -in. (3-mm) mesh, also shall be placed over each vent, and arranged so as not to interfere with the automatic operation of the sash. Bars or a screen designed to prevent burglary or injury to contents shall not have a mesh of less than 4 in. (10 cm), shall be located inside of the light wire screen, and shall give a vent opening equal to that required in 6.6.6.

**6.6.8** A permanent guard shall be installed to prevent any of the contents from being forced against the mouth of the vent when the vent opening is 10 in. (25 cm) or less in any dimension.

**6.7 Tote Box Storeroom.** See Figure 6.7.

**6.7.1** Tote boxes shall be substantially constructed of non-sparking materials and kept in good condition. Covers shall be permitted to be provided.

**6.7.2** Tote boxes shall be limited in capacity to the amount required per operator for one-half day's work and to not over 75 lb (34 kg) of Class A or 35 lb (16 kg) of Class B material or articles, and in no case exceeding 12,000 in.<sup>3</sup> (196,600 cm<sup>3</sup>).

**6.7.3** Tote boxes containing finished or partly finished material shall be stored in a cabinet, vault, or tote box storeroom.

**6.7.4** Tote box storerooms shall not exceed 1000 ft<sup>2</sup> (93 m<sup>2</sup>) in area.

**6.7.5** Tote box storerooms shall be separated from other parts of the floor by walls or partitions as required in 4.1.5.

*Exception:* Glass shall not be permitted in the wall or partition.


**6.7.6** Ceilings of tote box storerooms, unless of fire-resistive construction, shall be protected with hard cement plaster at least 1 in. (2.5 cm) thick.

**6.7.7** Storage shall be on shelves divided into vertical sections with solid dividing partitions and backs preferably of noncombustible material or at least  $\frac{7}{8}$ -in. (22-mm) tongue-and-groove boards or their equivalent in resistance to heat and gases. The front of the rack shall be open. (See Figure 6.7.7.)

**6.7.8** Each section shall be not less than 4 in. (10 cm) or more than 6 in. (15 cm) wider or deeper than one tote box of Class A material or two tote boxes of Class B material. The distance between shelves shall be at least 2 in. (5 cm) greater than the depth of the tote boxes. Shelves shall be constructed of slats not over 2 in. (5 cm) wide, with at least 1 in. (2.5 cm) of separation, and shall be permitted to be made of iron pipe, rods, channels, angles, or wooden slats. Aisle space of at least 4 ft (1.2 m) shall be provided. Height of racks shall not be over 8 ft (2.4 m), and in no case shall stock be stored higher than 2 ft (0.6 m) below sprinkler deflectors.

**6.7.9** Sprinkler protection provided for the tote box storeroom shall consist of one sprinkler in the center of the aisle immediately in front of the dividing partition between each pair of sections. Proper baffles shall be provided between heads. (See Figure 6.7.7.)





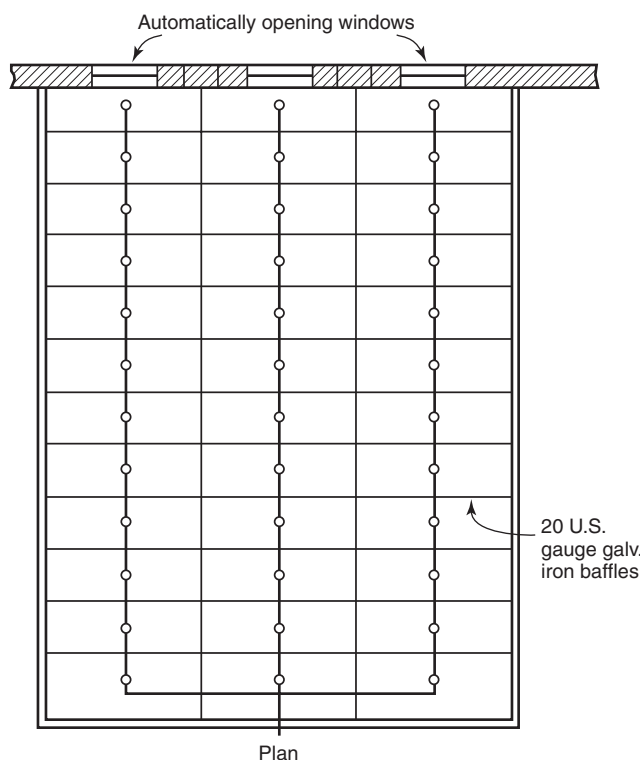
**FIGURE 6.7 Tote Box Storeroom Showing General Arrangement of Racks and Sprinklers.**

**6.7.10** Adequate ventilation shall be provided equal to a clear opening of at least  $\frac{1}{2}$  in.<sup>2</sup> (3.2 cm<sup>2</sup>) per 1 ft<sup>3</sup> (0.03 m<sup>3</sup>) of room. Thin glass windows, if unexposed, shall be acceptable.

**6.7.11** Windows or other wall openings in tote box storerooms that are exposed by other buildings or structures within 50 ft (15 m) or that are located above other openings shall be bricked up or otherwise adequately protected.

**6.8 Finished-Stock Storerooms.** See Figure 6.8(a) and Figure 6.8(b).

**6.8.1** Finished stock packed in cartons or pasteboard boxes shall be stored in a special finished-stock storeroom unless stored in cabinets or vaults specified in Section 6.3 or in isolated storage buildings as specified in Chapter 5.



**FIGURE 6.7.7 Tote Box Storeroom Showing Arrangement of Sprinklers and Baffles and Section of Tote Box Storage Rack.**

*Exception: A maximum of three tote boxes per 100 ft<sup>2</sup> (9.3 m<sup>2</sup>) shall be permitted to be kept in inspection, sorting, wrapping, packing, and shipping rooms.*

**6.8.2** The finished-stock storeroom shall not exceed 2000 ft<sup>2</sup> (186 m<sup>2</sup>) in area.

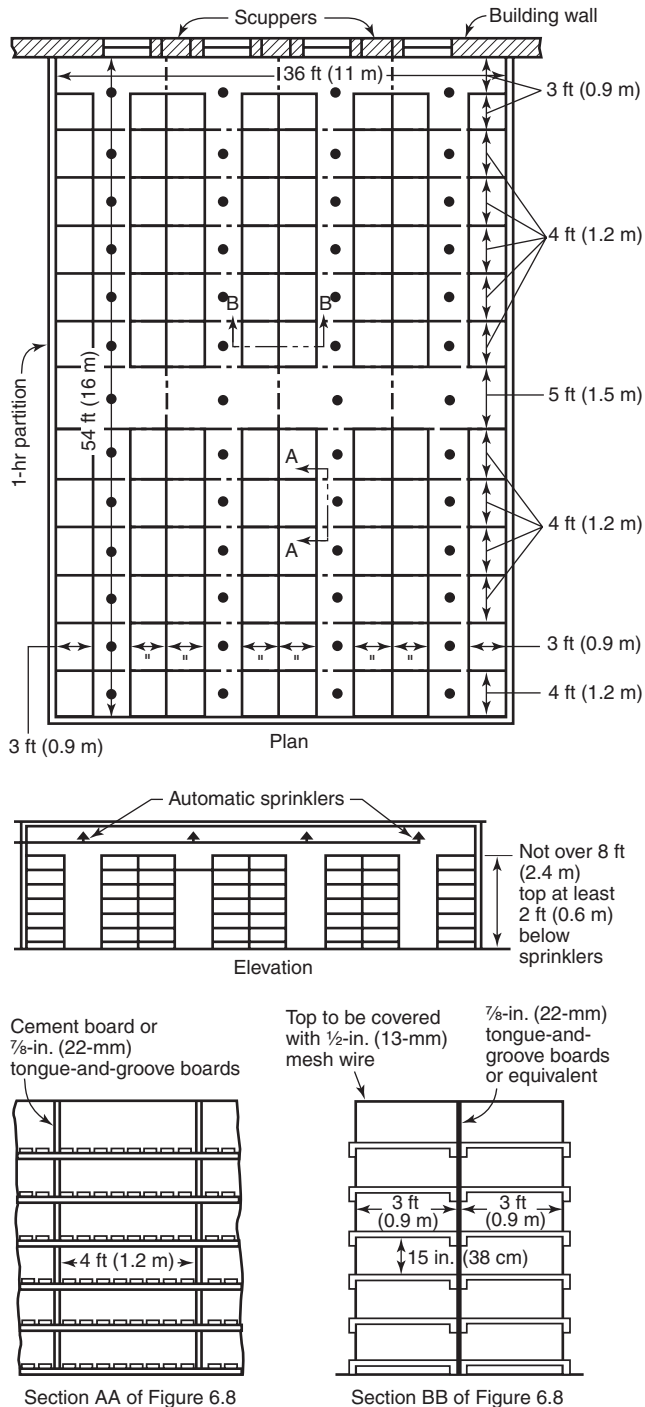
**6.8.3** The finished-stock storeroom shall be separated from the remainder of the floor by walls or by partitions as required in 4.1.5.

*Exception: Glass shall not be permitted in the wall or partition.*

**6.8.4** The ceiling of the finished-stock storeroom, unless of fire-resistive construction, shall be protected with hard cement plaster at least 1 in. (2.5 cm) thick.

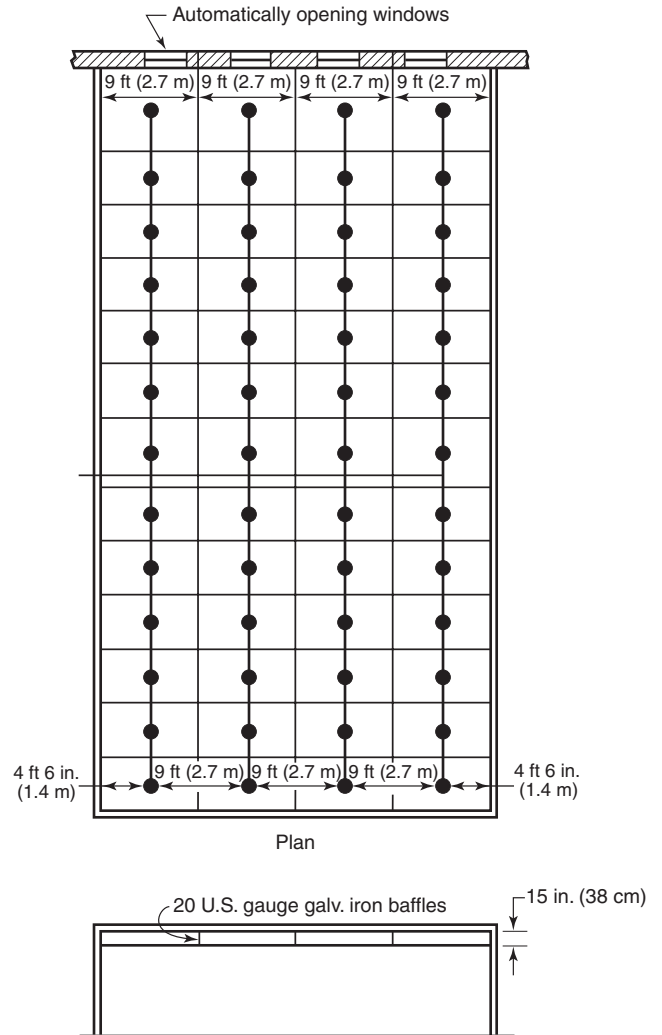
**6.8.5** All finished and wrapped stock not packed in final shipping containers or boxes shall be kept on slatted shelves.

**6.8.6** Slatted shelves shall not exceed 3 ft (0.9 m) deep with vertical divisions at least every 4 ft (1.2 m). Backs and divisions



**FIGURE 6.8(a) Finished-Stock Storeroom Showing General Arrangement of Racks.**

preferably shall be of noncombustible material or 7/8-in. (22-mm) tongue-and-groove boards or their equivalent in resistance to heat and gases. Slats shall not be over 4 in. (10 cm) wide and shall be spaced at least 1 in. (2.5 cm) apart. Aisle space shall be at least 3 ft (0.9 m) wide. Height of racks shall not be over 8 ft (2.4 m), and in no case shall stock be stored higher than 2 ft (0.6 m) below sprinkler deflectors.



**FIGURE 6.8(b) Finished-Stock Storeroom Showing Arrangement of Sprinklers, Baffles, Shelves, and Rack Partitions.**

**6.8.7** Automatic sprinklers shall be installed with proper baffles between sprinklers in the center of the aisle opposite each section.

**6.8.8** Adequate ventilation shall be provided equal to a clear opening of at least 1/2 in.<sup>2</sup> (3.2 cm<sup>2</sup>) per 1 ft<sup>3</sup> (0.03 m<sup>3</sup>) of room. Thin glass windows, if unexposed, shall be acceptable.

**6.8.9** Windows and other wall openings in storerooms that are exposed by other buildings or structures within 50 ft (15 m) or that are located above other openings shall be bricked up or otherwise adequately protected.

## 6.9 Stock in Shipping Cases.

**6.9.1** Shipping cases containing finished stock not for shipment on the date of packing shall be kept in the finished-stock storeroom, in a vault, in an isolated storage building, or in a special room.

**6.9.2** The special room shall not exceed 2000 ft<sup>2</sup> (186 m<sup>2</sup>) in area and shall be used only for storage of finished stock in shipping cases.



**6.9.3** The special room shall be separated from the shipping room by a wall or partition as specified in 4.1.5.

*Exception: Glass shall not be permitted in the wall or partition.*

**6.9.4** The special room shall be protected by automatic sprinklers, with at least one sprinkler for each 64 ft<sup>2</sup> (6 m<sup>2</sup>).

**6.9.5** Shipping cases shall be piled no higher than one case on end.

## Annex A Explanatory Material

*Annex A is not a part of the requirements of this NFPA document but is included for informational purposes only. This annex contains explanatory material, numbered to correspond with the applicable text paragraphs.*

**A.1.1.3** For information on storage of cellulose nitrate film, see NFPA 40, *Standard for the Storage and Handling of Cellulose Nitrate Film*.

**A.3.2.1 Approved.** The National Fire Protection Association does not approve, inspect, or certify any installations, procedures, equipment, or materials; nor does it approve or evaluate testing laboratories. In determining the acceptability of installations, procedures, equipment, or materials, the authority having jurisdiction may base acceptance on compliance with NFPA or other appropriate standards. In the absence of such standards, said authority may require evidence of proper installation, procedure, or use. The authority having jurisdiction may also refer to the listings or labeling practices of an organization that is concerned with product evaluations and is thus in a position to determine compliance with appropriate standards for the current production of listed items.

**A.3.2.2 Authority Having Jurisdiction (AHJ).** The phrase “authority having jurisdiction,” or its acronym AHJ, is used in NFPA documents in a broad manner, since jurisdictions and approval agencies vary, as do their responsibilities. Where public safety is primary, the authority having jurisdiction may be a federal, state, local, or other regional department or individual such as a fire chief; fire marshal; chief of a fire prevention bureau, labor department, or health department; building official; electrical inspector; or others having statutory authority. For insurance purposes, an insurance inspection department, rating bureau, or other insurance company representative may be the authority having jurisdiction. In many circumstances, the property owner or his or her designated agent assumes the role of the authority having jurisdiction; at government installations, the commanding officer or departmental official may be the authority having jurisdiction.

**A.3.2.4 Listed.** The means for identifying listed equipment may vary for each organization concerned with product evaluation; some organizations do not recognize equipment as listed unless it is also labeled. The authority having jurisdiction should utilize the system employed by the listing organization to identify a listed product.

**A.3.3.7 Segregated.** Sills, curbs, or intervening storage of non-hazardous compatible materials and aisles can be used as aids in maintaining separation.

**A.6.4.6** A depth of 10 ft (3 m) of water will result in a floor load of 626 lb (284 kg) per 1 ft<sup>2</sup> (0.09 m<sup>2</sup>).

## Annex B Sample Ordinance Adopting NFPA 42

**B.1** The following sample ordinance is provided to assist a jurisdiction in the adoption of this code and is not part of this code.

ORDINANCE NO. \_\_\_\_\_

An ordinance of the [jurisdiction] adopting the [year] edition of NFPA [document number], [complete document title] documents listed in Chapter 2 of that [code, standard]; prescribing regulations governing conditions hazardous to life and property from fire or explosion; providing for the issuance of permits and collection of fees; repealing Ordinance No. \_\_\_\_\_ of the [jurisdiction] and all other ordinances and parts of ordinances in conflict therewith; providing a penalty; providing a severability clause; and providing for publication; and providing an effective date.

BE IT ORDAINED BY THE [governing body] OF THE [jurisdiction]:

**SECTION 1** That the [complete document title] and documents adopted by Chapter 2, three (3) copies of which are on file and are open to inspection by the public in the office of the [jurisdiction's keeper of records] of the [jurisdiction], are hereby adopted and incorporated into this ordinance as fully as if set out at length herein, and from the date on which this ordinance shall take effect, the provisions thereof shall be controlling within the limits of the [jurisdiction]. The same are hereby adopted as the [code, standard] of the [jurisdiction] for the purpose of prescribing regulations governing conditions hazardous to life and property from fire or explosion and providing for issuance of permits and collection of fees.

**SECTION 2** Any person who shall violate any provision of this code or standard hereby adopted or fail to comply therewith; or who shall violate or fail to comply with any order made thereunder; or who shall build in violation of any detailed statement of specifications or plans submitted and approved thereunder; or failed to operate in accordance with any certificate or permit issued thereunder; and from which no appeal has been taken; or who shall fail to comply with such an order as affirmed or modified by or by a court of competent jurisdiction, within the time fixed herein, shall severally for each and every such violation and noncompliance, respectively, be guilty of a misdemeanor, punishable by a fine of not less than \$ \_\_\_\_\_ nor more than \$ \_\_\_\_\_ or by imprisonment for not less than \_\_\_\_\_ days nor more than \_\_\_\_\_ days or by both such fine and imprisonment. The imposition of one penalty for any violation shall not excuse the violation or permit it to continue; and all such persons shall be required to correct or remedy such violations or defects within a reasonable time; and when not otherwise specified the application of the above penalty shall not be held to prevent the enforced removal of prohibited conditions. Each day that prohibited conditions are maintained shall constitute a separate offense.

**SECTION 3** Additions, insertions, and changes — that the [year] edition of NFPA [document number], [complete document title] is amended and changed in the following respects:

List Amendments

**SECTION 4** That ordinance No. \_\_\_\_\_ of [jurisdiction] entitled [fill in the title of the ordinance or ordinances in effect at the present time] and all other ordinances or parts of ordinances in conflict herewith are hereby repealed.

**SECTION 5** That if any section, subsection, sentence, clause, or phrase of this ordinance is, for any reason, held to be invalid or unconstitutional, such decision shall not affect the validity or constitutionality of the remaining portions of